



## Dri-Step Mat

3' x 3' x 5/8" weighs 19#

Bottom features molded nubs for drainage

Grease-proof and non-skid surface

Ideal for kitchens, bars, entry way and industrial use

2 sides of the mat have a built-in connector strip to make 3' wide runs!!



### The Portables:

Our portable Anti-Fatigue mats are extremely comfortable!! Made with a 3/8" foam insert between two 1/4" pieces of molded rubber for cushioned comfort EXACTLY where you need.

Comes with a handle so it can move when you do  
2 sizes:

2' x 3' x 7/8" weight 24#'s

2' x 2' x 7/8" weight 18#'s

One side is textured, non-skid, the other side is smooth.

For more information or Dealer near you contact

**Humane Manufacturing Company, LLC**

805 Moore St

Baraboo, WI 53913

Phone: 800-369-6263

Fax: 608-356-8338

E-mail: [info@humanemfg.com](mailto:info@humanemfg.com)

Website: [www.humanemfg.com](http://www.humanemfg.com)

1907 - Humane Mfg established as a Metal Fabricating company for Dairy Barn Equipment and Playground Equipment in Baraboo Wisconsin

1972 - Started molding rubber mats for animal stalls and weight rooms in new 44,000 sq ft facility in Baraboo Wisconsin

1992 - Acquired Water-Jet capabilities and developed Loktuff interlock stall and flooring systems

1997 - New owners acquired 2nd plant for rubber molding operation, sold metal division and became more diversified in rubber mat molding for Equine, Dairy, Fitness, Roof Gard, Anti-fatigue, and Special OEM products both Nationally and Internationally

2003 - Relocated 2nd plant to an 83,000 sq ft facility in Janesville Wisconsin

2004 - To date, Humane recycles about 20,000,000 pounds of rubber tire material that would otherwise go into landfills



Humane Manufacturing, since 1907, has always prided itself in providing safe, sanitary, durable products that ensure the most comfort. Our mats are environmentally friendly, made from recycled tire-derived rubber material that is re-vulcanized (not glued or held together by fillers). The vulcanizing process ensures that the mats are absolutely non-absorbent and will not curl or buckle. Materials used in making the mats also include an anti-bacterial, anti-fungal agent to prevent growth of bacteria. If comfort, quality, and durability is important to your standing employees, then you can't afford to be without the benefits of Humane Anti-fatigue Mats.



## Standing All Day??




## Need Some Relief?




# Find Your Soft Spot With Humane Anti-Fatigue Mats

Standing for hours on a hard floor causes feet, leg, and back fatigue....draining your people of enthusiasm and productivity! Humane's versatile anti-fatigue mats provide cushioned comfort and support.....that means, an energized and a more productive employee!!!



(above right) Mats can be interlocked to cover any area, even those tough corners (above left)

## Free Design and Layout Assistance!!!!



above: shows close up of interlock with waffle underside and bevel edge. Our interlock is cut with a water-jet to virtually eliminate gaps

## Features and Benefits

### FEATURES:

- Non-marking
- Skid-resistant surface, even wet
- Excellent cushioning
- Flame resistant
- Durable, will not roll, buckle or curl
- Easy to clean
- Resists most chemical spills
- Absolutely non-absorbent
- Will not harbor or grow bacteria

### BENEFITS:

- Reduces leg fatigue
- Less back pain
- Ensures safe footing
- Loose lay product (can move when you do)



## Heavy Duty

Maximum Comfort!!

Our thickest mat- ideal for the industrial environment.

- \*3/4" thick \* Waffle Back
- \*Beveled Edges




## Medium Duty

More economically priced

All the benefits of the Heavy Duty!!


- \*1/2" thick \* Waffle Back
- \*Beveled Edges



## Lightweight

Perfect for retail and office settings.

- \*3/8" thick \* Solid Soft Rubber
- \* Beveled Edges



## Anti-Fatigue Usage

Below is a short list of places Humane Anti-Fatigue mats are used:

- Retail Check-Out Stations
- Customer Service Areas
- Industrial/Assembly Line/Work Stations
- Laboratories
- Animal/Zoo Birthing Pens
- Dog Agility Facilities

Anywhere cushioned support or added traction and footing is needed for humans or animals!!!

### Available Sizes:

In 3/4" and 1/2" Waffle	3/8" Softuff
4'x6' bevel on 4 sides	4'x6' no bevel
2'x6' bevel on 3 sides	3'x4' bevel or n/b
3'x4' bevel on 3 sides	3'x8' interlocking runner 4 bevel sides

\*\*Note: All 3 styles above can be interlocked to cover any size area!!!!!!